



Product List 2010
Style Quality Value

NEW PRODUCTS



QS880

Double action floorspring

The QS880 outperforms all floorsprings available in South Africa both from an installer's point of view and value for money for the end user.

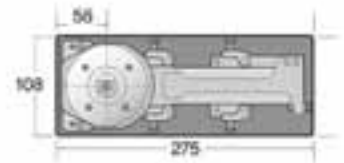
It is the only floorspring in the country to claim EN1154 compliancy. The two set spring sizes makes it easy to match the correct floorspring with door size.

This product epitomises our commitment to value for money.



Specification


- Size 3 for doors no bigger than 950mm - 25Nm
- Size 4 for doors no bigger than 1050mm - 30Nm
- 5 year warranty
- EN1154 compliant
- 90° hold open or non hold open
- Suitable for high traffic areas
- Extra thick cover plate
- Complete with double action fittings.



QS895

Specification

- Size 5 for doors no bigger than 1200mm - 35Nm
- 5 year warranty
- EN1154 compliant
- 90° hold open or non hold open
- Suitable for high traffic areas
- Two valve speed control
- Extra thick cover plate
- Complete with double action fittings.



Window fittings



QS4601
305mm peg stay with two pegs



QS4602
Casement fastener with mortice keep



QS4603
Hook plate for casement fastener



PVD Titanium Range

Ideal finish requiring very little maintenance or cleaning.



Juniper PVD



Lamu PVD



Molo PVD



Riga PVD



Sambava PVD



QS4422 PVD



QS4483KHPVD
35x245mm
57mm centre



QS4483CYPVD
35x245mm
60mm centre



QS4484KHPVD
45x245mm
57mm centre



QS4484CYPVD
45x245mm
60mm centre



QS4412 / 1PVD
100x150x3mm

QS4412 / 2PVD
100x180x3.5mm

QS4412 / 3PVD
100x200x3.5mm

QS4412 / 4PVD
100x230x3.5mm



QS4417 PVD
100x76x2mm

QS4415 PVD
100x76x3mm



QS4402PVD



QS4403PVD

All lever handle prices include choice of escutcheons.

Stainless Steel Hinges



QS4415
100x76x3mm



QS4417BB
100x76x2mm



QS4416
100x100x3mm



QS4440
100x76x2mm



QS4441
100x76x2mm
Sinkless hinge
Ball bearing



QS4438
doors up to 80kgs
150mm
100mm



QS4412 / 1 100x150x3mm
QS4412 / 2 100x180x3.5mm
QS4412 / 3 100x200x3.5mm
QS4412 / 4 100x230x3.5mm

Stainless Steel - Tube Handles



5 year warranty



Arhus



Bodo



Inari



Kiruna



Lulea



Namsos



Oslo



Oulu



Turku



Umea



Vaasa



QS4428/
Olso



Coupé Oslo
150x40x6mm
Ø 16mm



Coupé Oulu
150x40x6mm
Ø 16mm



Coupé Umea
150x40x6mm
Ø 16mm



QS4428/
Coupé Oslo

Plates



QS4429KH
40x245mm
57mm centre



QS4429CYL
40x245mm
60mm centre



QS4428
26x225mm
85mm centre



QS4483KH
35x245mm
57mm centre



QS4483CYL
35x245mm
60mm centre



QS4484KH
45x245mm
57mm centre



QS4484CYL
45x245mm
60mm centre

Escutcheons



QS4405



QS4427



QS4407/2mm

Stainless Steel - Lever Handles



5
year
warranty



Ariel



Chama



Juniper



Lamu




Malindi



Mila



Molo



Morombe



Riga



Sambava



Kolari



Sira



Dala



Lya



Square Plates

QS4485 Hostel Lock
including Oulu handle, QS6055 lock and QS1108 oval cylinder.
Padlock excluded.



QS4402



QS4403



QS4485 (plate only)
cylinder or keyhole with
hidden spring



QS4485WC (plate only)
WC indicator with
hidden spring



Pull Handles

offset Handles



Cranked D
 QS2301BTB
 32x300x332mm



Semi C
 QS2801BTB
 32x350x420mm



C Handle
 QS2401BTB
 32x350x382mm



Mitred T
 QS2701BTB
 32x500x600mm
 QS2702BTB
 25x350x400mm



Cranked T
 QS2703BTB
 32x150x400mm



S Handle
 QS2901BTB
 25x400x600mm
 QS2902BTB
 32x400x600mm

T Handles



D Handles

QS2201BTB
 QS2201Bolt Thru
 32x300x332mm

QS2203BTB
 QS2203Bolt Thru
 19x130mm

QS2204BTB
 QS2204Bolt Thru
 19x200mm



QS2501BTB
 QS2501Bolt Thru
 32x400x500mm

QS2502BTB
 QS2502Bolt Thru
 25x350x500mm

QS2503BTB
 QS2503Bolt Thru
 22x125x200mm

QS2509BTB
 30x1200x1800mm

QS2506BTB
 QS2506Bolt Thru
 32x200x300mm

QS2507BTB
 QS2507Bolt Thru
 32x300x400mm

QS2508BTB
 25x900x1170mm

QS2510BTB
 38x2000mm

Round Section Handles



QS2601BTB
 32x400x432mm

QS2602BTB
 25x300x325mm

Square Section Handles



QS2621BTB
 QS2621Bolt Thru
 19x225x244mm

QS2622BTB
 QS2622Bolt Thru
 19x300x319mm

QS2623BTB
 QS2623Bolt Thru
 19x450x469mm

QS2624BTB
 QS2624Bolt Thru
 19x600x619mm

Oblong Section Handles



QS2611BTB
 QS2611Bolt Thru
 10x20x225mm

QS2612BTB
 QS2612Bolt Thru
 10x20x300mm

QS2613BTB
 QS2613Bolt Thru
 10x20x450mm

QS2614BTB
 QS2614Bolt Thru
 10x20x600mm

*Bolt Thru standard with countersunk bolts, disc bolts available on request.

Accessories

5 year warranty



Door Bolts



QS4451
203mm
305mm

QS4448
straight 100mm
straight 150mm
cranked 80mm
cranked 150mm

QS4443
150mm
300mm

QS4431
76mm
102mm
178mm
305mm

QS4411
152mm
203mm
254mm
305mm

QS4425
60mm
80mm

WC Items



QS4406 **QS4410**

QS4406 **QS4409**

QS4477

QS4446

QS4445*

Door Holders

Coat Hooks

Flush Pulls



QS4461*

QS4436

QS4435

QS4434

QS4418
120x40mm

QS4419
102x51mm

Door Stops



QS4462
Magnetic door stop

QS4463
Magnetic door stop

QS4421

QS4422
QS4422PVD

QS4420
70mm

Ring Pulls

Numerals

Cabin Hooks

Sundry



QS4413
63x44mm

QS4426
48x38mm

QS4490/0-9

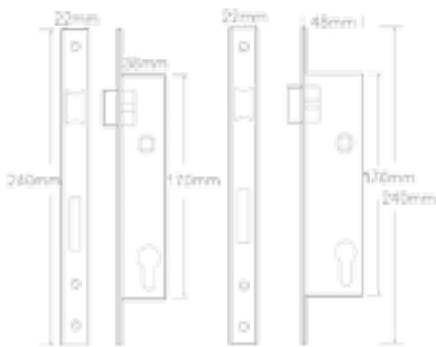
QS4449
75mm
100mm
150mm
200mm

QS4492
Dust excluding
socket

*Satin Nickel Zinc

Mortice Locks

Stainless Steel (SS) or Satin Brass (SB)



Latch bolt and cylinder dead lock

25mm backset 85mm centre
 QS8525/1SS

35mm backset 85mm centre
 QS8535/1SS

Roller bolt & Cylinder dead lock

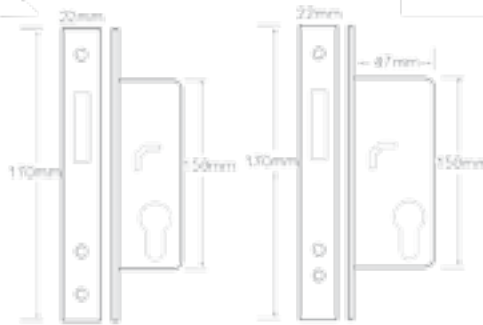
25mm backset 85mm centre
 QS8525/3SS

35mm backset 85mm centre
 QS8535/3SS

Cylinder dead lock

25mm backset 85mm centre
 QS8525/4SS

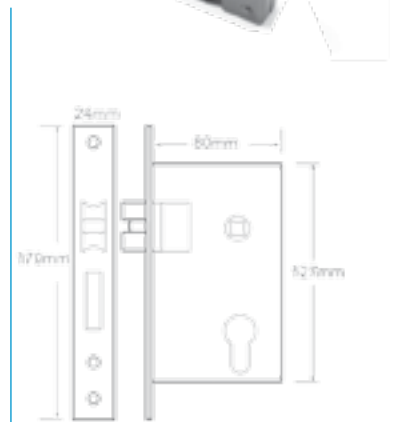
35mm backset 85mm centre
 QS8535/4SS



Hook Lock

25mm backset QS6225/SS

35mm backset QS6235/SS



Latch bolt & dead bolt

55mm backset 60mm centre
 QS6055/1AS/SS
 QS6055/1AS/SB

55mm backset 60mm centre
 QS6055/4AS/SS
 QS6055/4AS/SB

Adjustable roller bolt & dead bolt

55mm backset 60mm centre
 QS6055/3AS/SS
 QS6055/3AS/SB

With multi differ insert + 2 keys

55mm backset 57mm centre
 QS6055/2SS
 QS6055/2SB

Latch & bathroom lock

55mm backset 60mm centre
 QS6055/5SS
 QS6055/5SB

Standard with square forend.

Rebate kit for QS6055AS

QS6010/AS/SS Satin Nickel
 QS6010/AS/PVD Brass



QS5757



Stainless steel forend

57mm backset 57mm centre
 QS5757/2

Bathroom lock for 5mm spindle

57mm backset 57mm centre
 QS5757/5

Rebate Kit
 QS5757/RB

All locks come with stainless steel forend



QS6001/SS
 QS6001/SB

Adjustable roller bolt
 Stainless steel catch
 Also available in Satin Brass.

Cylinders



- Standard cylinders supplied with 3 keys.
- Keyed alike cylinders supplied with 1 key per cylinder.
- Master keyed cylinders supplied with 2 keys per cylinder.



Size	40mm	50mm	60mm	70mm	80mm
Satin Nickel SN	QS1102SN	QS1101SN with 2 keys	QS1103SN	QS1105SN	QS1109SN
Keyed alike KA	QS1102SNKA		QS1103SNKA	QS1105SNKA	QS1109SNKA
Master keyed MK	QS1102SNMK		QS1103SNMK	QS1105SNMK	QS1109SNMK
Grand master GMK	QS1102SNGMK		QS1103SNGMK	QS1105SNGMK	QS1109SNGMK
Satin Brass SB	QS1102SB		QS1103SB	QS1105SB	
Keyed alike KA	QS1102SBKA		QS1103SBKA	QS1105SBKA	
Master keyed MK	QS1102SBMK		QS1103SBMK	QS1105SBMK	
Grand master GMK	QS1102SBGMK		QS1103SBGMK	QS1105SBGMK	



Size	66mm	66mm oval knob	66mm round knob
Satin Nickel SN	QS1104SN	QS1108SN	 QS1108/40mm
Keyed alike KA	QS1104SNKA	QS1108SNKA	
Master keyed MK	QS1104SNMK	QS1108SNMK	
Grand master GMK	QS1104SNGMK	QS1108SNGMK	
Satin Brass SB	QS1104SB	QS1108SB	 QS1108/EM
Keyed alike KA	QS1104SBKA	QS1108SBKA	
Master keyed MK	QS1104SBMK	QS1108SBMK	
Grand master GMK	QS1104SBGMK	QS1108SBGMK	

Elemental Cylinders

with 3 keys



QS1104A/66mm
QS1103A/60mm
QS1102A/40mm



QS1108A/66mm
knob cylinder

Overhead Doorclosers



QS680



- EN1154 fire rated
- Doors up to 1000mm – 80kgs
- 5 year warranty
- Suitable for exterior use
- Latching and dampening action
- Suitable for high traffic
- Silver, gold and dark brown available
- Available in standard arm, slide channel and hold open.



QS690v



- EN1154 fire rated
- Variable spring strength 2-5
- Doors up to 1250mm – 120kgs
- 5 year warranty
- Suitable for exterior use
- Latching and dampening action
- Suitable for very high traffic
- Available in standard arm, slide channel and hold open.



QS700



- EN1154 fire rated
- Doors up to 1000mm – 80kgs
- 5 year warranty
- Suitable for exterior use
- Latching and dampening action
- Suitable for exceptionally high traffic
- Delayed action for disabled access
- Silver, gold and dark brown available
- Available in designer flat arm, slide channel hold open and delayed action.




QS750



- EN1154 fire rated
- Doors up to 1250mm – 120kgs
- 5 year warranty
- Suitable for exterior use
- Back check for controlled opening
- Latching and dampening action
- Suitable for all traffic
- Variable spring strength 2-5
- Silver, gold and dark brown available
- Available in designer flat arm, slide channel and hold open.

Cam Action



QS960s

Genuine Cam action slide channel door closer for the smoothest feel

- Doors up to 1000mm – 90kgs
- 5 year warranty
- Latching and back check
- Hold open standard but removable
- Suitable for high traffic
- Stainless steel cover.

Concealed in the door



QS970

Genuine Cam action slide channel door closer for the smoothest feel

- Concealed in the top of the door
- For doors up to 1100mm – 80kgs
- 5 year warranty
- Latching and back check
- Hold open standard but removable
- Suitable for high traffic.

Overhead Doorclosers



Covers and Stainless Steel Arms



QS700/750 - Classic Cover

Stainless steel cover and arm for QS700 and QS750 doorclosers



QS700/750 - Smooth Cover

Stainless steel cover and arm for QS700 and QS750 doorclosers



QS700/750 - Retro Cover

Stainless steel cover and arm for QS700 and QS750 doorclosers



QS680 Cover



QS7703

Universal slide channel - hold open or non-hold open



QS7706

Universal hold open arm



QS7708

Universal soffit bracket

Panic Hardware



QS300/1

Panic Push Bar - Single Point locking

QS300/2

Panic Push Bar - Two Point locking

QS300/1 + QS300/2 + QS310

Panic Push Bar - Three Point locking



QS320

Exterior access pull plate and cylinder



QS330

Exterior access lever handle and cylinder



QS310

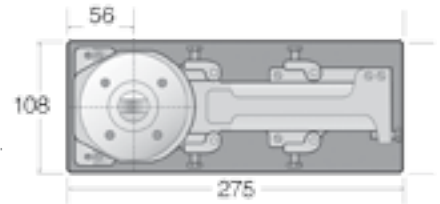
Overlapping strike for three point locking

Floorsprings and Transom Closers

QS880



- Size 3 for doors no bigger than 950mm - 25Nm
- Size 4 for doors no bigger than 1050mm - 30Nm
- 5 year warranty
- EN1154 compliant
- Suitable for high traffic areas
- Two valve speed control
- 90° hold open or non-hold open
- Extra thick cover plate
- Complete with double action fittings.



QS895



- Size 5 for doors no bigger than 1200mm - 35Nm
- 5 year warranty
- EN1154 compliant
- Suitable for high traffic areas
- Two valve speed control
- 90° hold open or non-hold open
- Extra thick cover plate
- Complete with double action fittings.



QS900 - Transom concealed



- 5 year warranty
- 25Nm for doors no bigger than 1000mm
- 90° hold open or non-hold open
- Suitable for high traffic areas
- Back check
- Complete with pivot and arm.



pivot and bottom strap



QS900AC arm

Accessories

QS5504 = QS8811 + QS5501 + QS8815
Complete pivot set



QS8811
Double action top centre



QS5501
Pivot for doors up to 250kgs



QS8815
Adjustable double action strap



QS 8801
Single action fittings with stainless steel covers